

TILC09 Final Circular (2009/4/7)

The TILC09 meeting (Joint ACFA Linear Physics and Detector Working Group / ILC GDE Meeting) is starting Friday, April 17th.. Here is some general information about the meeting.

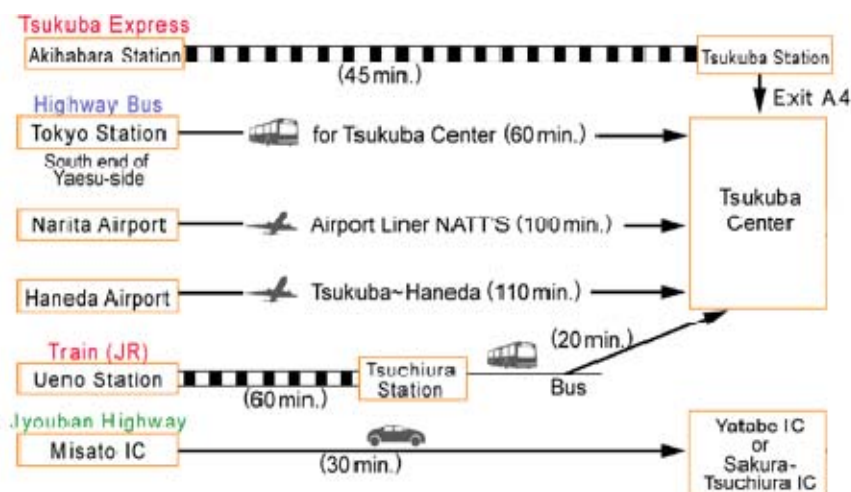
Conference Web Sites:

<http://tilc09.kek.jp/index.php> for general information.

<http://ilcagenda.linearcollider.org/conferenceDisplay.py?confId=3154> for program details, including room allocation, which is very likely to be continually updated.

Reaching Tsukuba:

Information is available at <http://tilc09.kek.jp/access.php> . Somewhat more thorough information is available at <http://www.kek.jp/intra-e/access/index.html> , also, which is partially reproduced below.



From Narita International Airport by Taxi:

The simplest yet most expensive way to come to Tsukuba center from Narita Airport is to take a taxi. It would cost you approximately 18,000 yen. It will take approximately an hour and a half.

From Narita International Airport by Bus:

You may take an airport bus called “Airport Liner - NATT'S” to Tsukuba Center Bus terminal. The time table is available at http://www.kek.jp/RSO/guide/transportation/narita_jikokuhyo.html . The bus stop is located right outside of Narita Airport terminal. Tickets from Narita Airport to the Tsukuba-center bus terminal are available at the Keisei Bus ticket counter located in the arrival lobby. The fare is 2,540 yen for an adult, and 1,270 yen for a child. The bus stop is marked #8 at Terminal-1, and marked #10 at Terminal-2. Check the latest information at the ticket counter before you go outside of the lobby. The bus is bound for “Tsuchiura Station”.

For return trips to Narita, NATT'S tickets can be purchased at Tsukuba Center Bus Terminal. *You are advised to purchase your return bus ticket as you reach Tsukuba Center on the day of your arrival, although a service desk by JTB will be set up in the conference venue for Friday, April 17. (The return bus ticket should be purchased 3 days prior to the date of your departure.)*

From Tokyo by Train:

Take JR Yamanote line to Akihabara terminal and find out a sign pointing to “TX” for Tsukuba Express, located deep underground at the east side of the Akihabara station. It takes about 5 minutes from JR to TX on foot.

From TX Akihabara station, purchase a ticket for Tsukuba station (1,150Yen). It will take 45 minutes by “Rapid”, 52 minutes by “Semi-Rapid”, and 57 minutes by “Local” trains. Take the exit A4 to Tsukuba Center Bus Terminal area. More information is available at http://www.mir.co.jp/english_guide/index.html .

From Tokyo by Bus:

There is a highway bus service from Tokyo JR Train station to Tsukuba Center. The bus stop is located at the south end of Yaesu-side exit from Tokyo JR Train. Tickets are available at the vending machine at the Tokyo station, near the bus terminal (1,150Yen). It takes about 60 minutes, depending on the traffic, to reach Tsukuba Center.

Getting Around in Tsukuba:

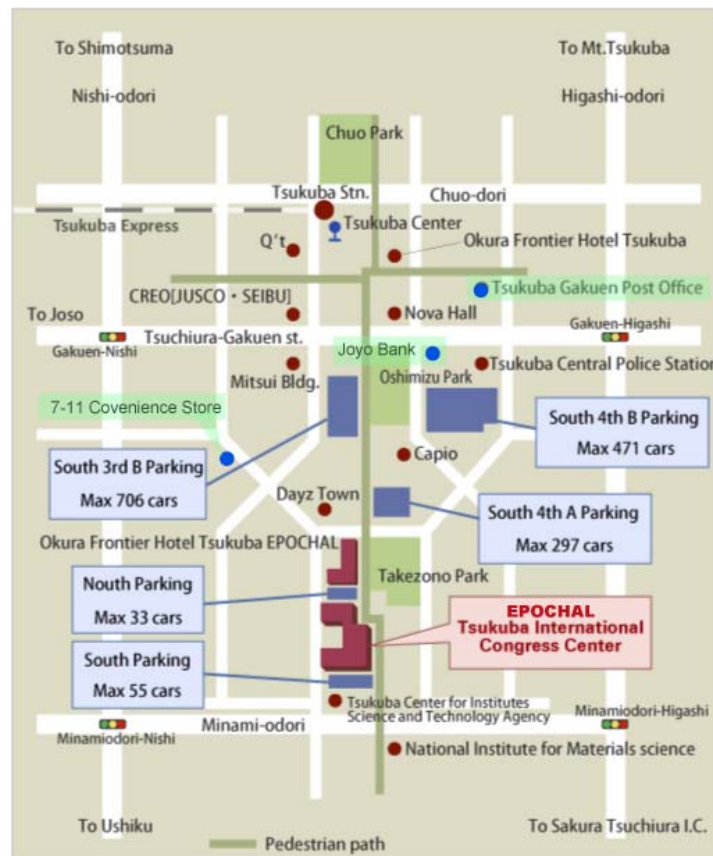
Those of you who reserved hotel rooms through JTB Co. can pick up access information to the hotels by visiting <https://entry.jtb.ne.jp/me/registrye/registrye.asp?id=1178> then <https://entry.jtb.ne.jp/me/registrye/registrye.asp?wci=procedure&mode=2> .

Concerning “where-is-what” in the neighborhood of Tsukuba center and in the city of Tsukuba, you can consult <http://tilc09.kek.jp/access.php> for information and maps. Additional information, including a guide on where to eat lunch and dinner, will be provided at the meeting.

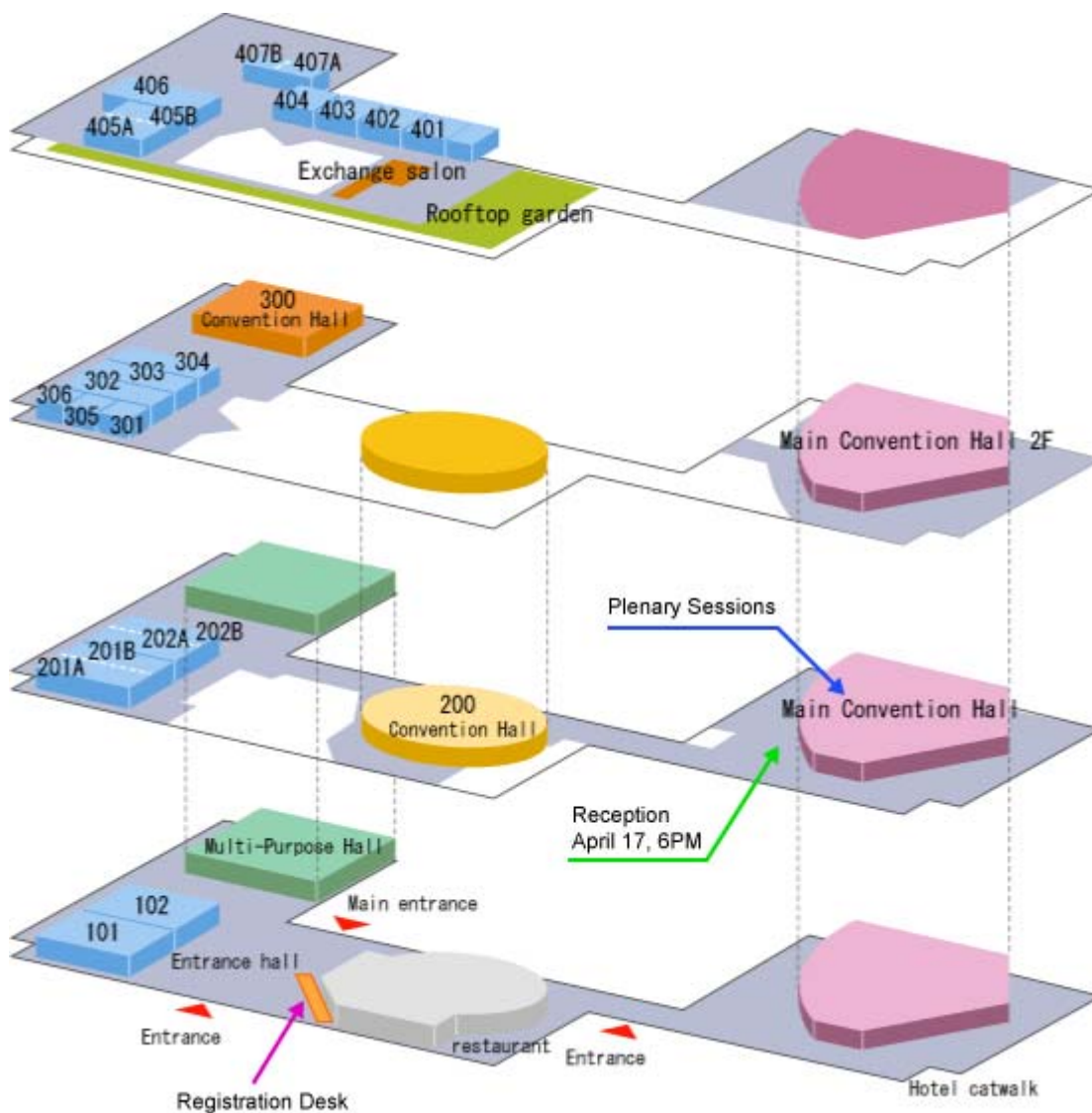
Conference Venue:

The conference will be held in EPOCHAL Tsukuba in the neighborhood of Tsukuba Center bus terminal and Tsukuba Express train station in Tsukuba city (*i.e., not at KEK*). Please, consult:

- <http://www.epochal.or.jp/eng/index.html> for venue details.
- <http://www.epochal.or.jp/eng/access/index.html> for access information.



Room Map of EPOCHAL Tsukuba



Registration:

Registration desk opens at 08:15 AM in the morning of April 17, the Day 1, at the first floor of the conference venue, and will stay there for most of the conference period.

- Those of you who have completed an online payment in advance can receive the name tag and the meeting package from the registration desk. ***To expedite the process, please, be prepared to show a copy of “Message for Registration” you received from me@jtb.ne.jp.***
- Those of you who have not paid the registration fee can make your payment at the registration desk. Nominally, only Japanese yen in cash (45,000Yen) will be received. As a special measure a credit card counter will be opened only for April 17, the Day 1.

You are requested to always wear and display your name tag in the conference venue during the meeting.

Social Events:

- Welcome reception will be held in front of the large conference hall of conference venue starting 18:00 on Friday, April 17.
- Conference banquet will be held at Sansui Tei (<http://www.sansuitei.jp/>) on Monday, April 20, starting 19:00. Bus transportation will be provided from the conference venue to the banquet place before the banquet; and from the banquet place to the hotels after the banquet.

Parking Lot

Only the designated parking lots should be used by those of you who come to the conference venue by car. Certificates for discount parking prices for the “North”, “South”, “South 3rd” and “South 4th” parking areas (but not for the “South 3rd B”, see the map on p.2), will be sold at the Communicators’ Desk during coffee breaks.

Coffee, Tea and Drinks

Coffee, tea and drinks are served during the coffee breaks at the following locations –

- April 17: in front of the Main Convention Hall.
- April 18-20: in front of Rooms 201 and 301.
- April 21: in front of the Main Convention Hall.

Tourist Information:

Our travels agency JTB will open a service desk on Friday, April 17 and on Saturday, April 18. You can purchase your return bus ticket to Narita Airport there (You can purchase this ticket yourself also at Tsukuba Center bus terminal. ***At any rate, you are strongly advised to obtain your return bus ticket 3 days prior to your departure date, if you intend to take this bus.***)

Cashing:

International ATM services are available at the locations marked with ● in the map under “Conference Venue” in p.2:

		Weekdays	Saturday	Sunday/Holiday
Tsukuba Gakuen Post Office	Counter	09:00 - 16:00	closed	closed
tel: 029-851-9613	ATM	07:00 - 23:00	09:00 - 21:00	09:00 - 19:00
Joyo Bank	Counter	09:00 - 15:00	closed	closed
tel: 029-851-2151	ATM	09:00 - 21:00	09:00 - 19:00	09:00 - 19:00
7-11 Convenience Store				
tel: 029-851-1012	ATM	24hr	24 hr	24 hr

Computing and Network:

WiFi connection is available in the conference venue. The connectivity information will be provided at the meeting.

Parallel Session Conveners:

- Parallel session rooms will be provided with a screen and a computer-driven projector, but without a computer for making presentations. The parallel session conveners are requested to individually arrange the computer(s) to use for presentation, in consultation, for instance, with local session members from/around KEK.
- Equipment for webex conference calls will be provided upon request. Please, contact tilc09office@lcdev.kek.jp.
- The conveners are responsible for overseeing uploading activities of the presentation materials to the InDiCo site. Local session members from/around KEK are expected to offer support. Instructions on how to upload the talks are available at <http://tilc09.kek.jp/talks.php>.

Climate:

The weather in Tsukuba in mid-April is warm in the day time, but it could be chilly at night. Average maximum temperature at this time is around 17°C (62°F) and the minimum 7 °C (45°F).

Emergencies:

- The phone number to reach the TILC09 conference office in case of emergency situations is 029-861-0631.

We look forward to seeing all of you in Tsukuba. If you have any questions, please, do not hesitate to contact us at

Email: tilc09office@lcdev.kek.jp

Fax: 029-864-3182

END